











Specimen Collection Tubes



BLOOD SPECIMENS

Always refer to tube label to confirm tube type – never rely on the stopper color alone.

Stopper/Label Color	Laboratory Use	Additives/Inversions at Collection
1  Culture Bottles	For detection of microbial growth from blood specimens.	<ul style="list-style-type: none"> Soybean-casein digest broth 8-10 gentle inversions unless otherwise noted
2  Light Blue	For coagulation determinations. Note: Certain tests may require chilled/refrigerated specimens. Follow recommended procedures for collection and transport. Inversions prevent clotting.	<ul style="list-style-type: none"> 0.105 M sodium citrate (3.2%) 3-4 inversions
3  Gold	Serum Separator Tube (SST®) for serum determinations in chemistry and serology. Contains separator gel and should not be used for toxicology or drug testing. Inversions ensure mixing of clot activator with blood. Blood clotting time 30 minutes.	<ul style="list-style-type: none"> Clot activator and gel for serum separation 5 inversions
4  Red	For serum determinations in chemistry and serology, and for toxicology and drug testing. Glass serum tubes are recommended for blood banking. Plastic tubes contain clot activator and are not recommended for blood banking. Inversions ensure mixing of clot activator with blood and clotting within 30-60 minutes.	<ul style="list-style-type: none"> Clot activator 5 inversions (plastic) None (glass)
5/6  Green	For plasma determinations in chemistry. Inversions prevent clotting. Use only sodium heparin green-top tubes for all cytogenetic testing.	<ul style="list-style-type: none"> Sodium heparin Lithium heparin 8-10 gentle inversions
5/6  Tan	For lead determinations. This tube is certified to contain less than 0.01 µg/mL (ppm) lead. Inversions prevent clotting.	<ul style="list-style-type: none"> K₂ EDTA (plastic) 8-10 gentle inversions
5/6  Lavender	K ₂ EDTA for whole-blood hematology determinations and immunohematology testing (ABO grouping, Rh typing, antibody screening). Inversions prevent clotting.	<ul style="list-style-type: none"> Spray-dried K₂ EDTA 8 – 10 gentle inversions
7  Royal Blue	K ₂ EDTA for whole-blood hematology determinations and immunohematology testing (ABO grouping, Rh typing, antibody screening). Inversions prevent clotting.	<ul style="list-style-type: none"> Spray-dried K₂ EDTA 8-10 gentle inversions
8  Gray	For glucose determinations. Oxalate and EDTA anticoagulants will give plasma samples. Sodium fluoride is the antiglycolytic agent. Inversions ensure proper mixing of additive and blood.	<ul style="list-style-type: none"> Potassium oxalate/sodium fluoride Sodium fluoride/Na₂ EDTA 8-10 gentle inversions
9  Yellow and white label	Glass tube with liquid ACD for use in blood bank studies, HLA phenotyping, DNA, paternity testing, etc.	<ul style="list-style-type: none"> Acid Citrate Dextrose (ACD) solutions A/B additives – Trisodium citrate 22.0/13.2, citric acid 8.0/4.8 and dextrose 24.5/14.7 (in g/L) 8-10 gentle inversions

Note: The Quantiferon-TB Gold collection tube set includes lavender, gray and purple capped tubes that are not listed or indicated on this chart

URINE SPECIMENS

Stopper/Label Color	Laboratory Use	Additives/Inversions at Collection
 Gray and yellow label	For culture and sensitivity (C&S) urine testing. Minimum urine volume is 4 mL. For lower volumes, submit refrigerated urine in a sterile container without preservatives.	<ul style="list-style-type: none"> Boric acid, sodium formate Shake vigorously
 Yellow plastic and yellow label	For urinalysis testing. Inversions ensure preservative is properly mixed. Note the fill lines. Do not under fill (<2 mL) or over fill (>10 mL).	<ul style="list-style-type: none"> Preservative 8-10 gentle inversions

For questions regarding specimen collection tubes not shown here, contact Client Services or your Sales Representative.